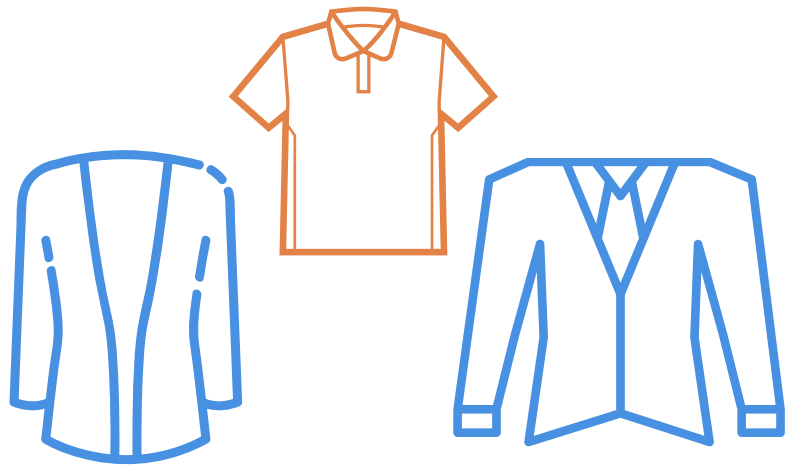


Tips On Appearance

Follow these simple rules to have a professional appearance that looks good and is easy for cameras to film.

Dress To Impress

What you wear affects your confidence and focus. Even though it's virtual, you should still dress the same way you would for work in the office.




Avoid Stripes And Patterns

These don't translate well on camera and can sometimes make it harder for the camera to focus or they create a weird optical effect.

Don't Wear Pure Black Or White Tops

Large, strong blocks of white or black can make it hard for a camera to balance the exposure.





Avoid Colors The Same As Your Background

If you don't want to look like a floating head, it's best to show your neck and wear a color that contrasts with the background.

Avoid Loud Jewelry

Items like clunky bracelets or earrings that click will make a lot of distracting noise.

Tip: Wear jewel tones that pop on camera.



Record Yourself And Watch It Back

Most people don't like how they look and sound on video—it's normal! But keep watching and making notes on where to improve and you'll feel more comfortable over time.